

SELECT DESIRED COLOR:

- |  |  |
|--|--|
| <input type="checkbox"/> WHITE           | <input type="checkbox"/> CACTUS          |
| <input type="checkbox"/> BEIGE           | <input type="checkbox"/> FERN*           |
| <input type="checkbox"/> CREAM           | <input type="checkbox"/> OLIVE*          |
| <input type="checkbox"/> YELLOW          | <input type="checkbox"/> ACADIA GREEN*   |
| <input type="checkbox"/> CHAMPAGNE       | <input type="checkbox"/> MYRTLE*         |
| <input type="checkbox"/> WHEAT           | <input type="checkbox"/> SMOKE*          |
| <input type="checkbox"/> SANDSTONE       | <input type="checkbox"/> SILVER          |
| <input type="checkbox"/> SIERRA*         | <input type="checkbox"/> GRANITE*        |
| <input type="checkbox"/> CHESTNUT*       | <input type="checkbox"/> SEAPORT*        |
| <input type="checkbox"/> MOCHA*          | <input type="checkbox"/> JAMESTOWN BLUE* |
| <input type="checkbox"/> RUSSET*         | <input type="checkbox"/> STEEL BLUE*     |
| <input type="checkbox"/> MAVERICK BROWN* | <input type="checkbox"/> GENEVA BLUE*    |
| <input type="checkbox"/> RUSTIC CEDAR*   | <input type="checkbox"/> DEEP WATER*     |
| <input type="checkbox"/> FIREBRICK*      | <input type="checkbox"/> GRAPHITE*       |
| <input type="checkbox"/> KHAKI*          | <input type="checkbox"/> CARBON*         |

\*PREMIUM COLORS FEATURING  
 COLORHOLD® CAPPING RESINS, A  
 UV-STABLE ACRYLIC POLYMER.

SELECT DESIRED PROFILE:

- D4" CLAPBOARD (SHOWN)  
 12' 6" LENGTH

**PHYSICAL DATA:**

**PANEL THICKNESS:** .044" (+/- .001")

**PANEL PROJECTION:** 5/8"

**COLOR:** UNIFORMITY IS SPECTROPHOTOMETRICALLY CONTROLLED.

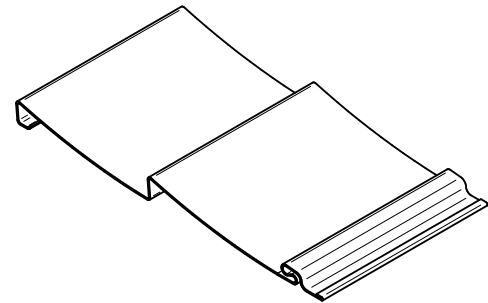
**TEXTURE:** NATURAL CEDAR EMBOSSED WOOD GRAIN PATTERN.

**LOCK:** OPTICALLY MEASURED AND CONTROLLED.

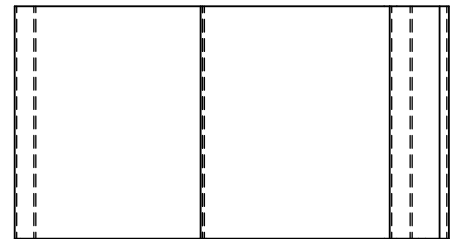
**GLOSS:** UNIFORM LOW GLOSS MAINTAINED WITH A 75° GLOSSMETER

NOTES:

1. INSTALLATION TO BE COMPLETED IN ACCORDANCE WITH MANUFACTURER'S SPECIFICATIONS.
2. DO NOT SCALE DRAWING.
3. THIS DRAWING IS INTENDED FOR USE BY ARCHITECTS, ENGINEERS, CONTRACTORS, CONSULTANTS AND DESIGN PROFESSIONALS FOR PLANNING PURPOSES ONLY. THIS DRAWING MAY NOT BE USED FOR CONSTRUCTION.
4. ALL INFORMATION CONTAINED HEREIN WAS CURRENT AT THE TIME OF DEVELOPMENT BUT MUST BE REVIEWED AND APPROVED BY THE PRODUCT MANUFACTURER TO BE CONSIDERED ACCURATE.



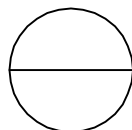
PERSPECTIVE



TOP VIEW



SIDE ELEVATION



**CEDAR KNOLLS**

CLAPBOARD D4"