



# NORANDEX®

EXTERIOR PRODUCTS FOR YOUR HOME

THE ULTIMATE HIGH PERFORMANCE SLIDING PATIO DOORS



**eXtreme® PATIO DOORS**  
by NORANDEX

# PATIO DOORS

**extreme**<sup>®</sup>  
by NORANDEX

## Model 332

Sliding Patio Door DP Rating R50  
(on 5068, 5080, 6068, 6080 and 8068)

- ¾" insulated Warm-Edge Sealant System with tempered glass for reduced condensation and energy efficiency
- All-welded frame and panel pre-assembled for easy installation
- Reversible panel design allows for moving panel to be located on left or right side (6' 8" height only; not available with BBG)
- 8' height available (5080, 6080, 6480)
- Aluminum track for moving panel
- Available with interior wood laminates, bronze exterior laminate, and 8 painted exterior colors
- Screen comes standard\*
- 4 ½" jamb depth
- Multi-point lock
- Custom sizes available (2 panel doors only)



## Model 332

Color Options: White, Almond, Clay  
Offered in range of sizes:  
5', 6', 6'4", 8', 9', even 12'



## Model 312

Color Options: White, Almond, Clay  
Offered in range of sizes:  
5', 6', 6'4", 8', 9', even 12'

## Model 312

Smooth sliding door won't stick or catch

- ¾" insulated Warm-Edge Sealant System with tempered glass for reduced condensation and energy efficiency
- All-welded frame and panel pre-assembled for easy installation
- Reversible panel design allows for moving panel to be located on left or right side (not available with BBG)
- Color matched handle standard
- Aluminum track for moving panel
- Sliding panel and meeting rail reinforced with roll-formed steel to ensure rigidity and strength
- Screen comes standard\*
- Interlocking panel virtually eliminates air infiltration
- Available with interior wood laminates, bronze exterior laminate, and 8 painted exterior colors
- Also available with side lites and transoms
- Custom sizes available (2 panel doors only)

Manufacturer reserves the right to substitute components as necessary.

\* Screens are not meant to restrain a child from falling through an open window.

## Model 311

Quality alternative sliding door

- ¾" insulated Warm-Edge Sealant System with tempered glass
- All-welded frame and panel pre-assembled for easy installation
- Reversible panel design allows for moving panel to be located on left or right side
- Integrated nailing fin
- Aluminum track for moving panel
- Sliding panel and meeting rail reinforced with roll-formed steel to ensure rigidity and strength
- Screen optional\*
- Interlocking panel virtually eliminates air infiltration
- White enamel handle with lock
- Low-E optional
- ¾" or ¾" Flat and 1" Contoured grid optional



## Model 311

Color Option: White  
Offered only in 5', 6' and 6'4" sizes



## Blinds Between the Glass

Available with the 312 and 332 Patio Doors in White 6068, interior and exterior laminates\*

Advantages of a Sliding Patio Door with Blinds Between the Glass:



- Easy to raise, lower and tilt blinds
- Controls light and privacy
- Never needs dusting and is safe for pets and children!

\*Blinds, operators and glass panels available in white only.

## 332 OPTIONS



Foot Bolt Lock




Brick Mould J-Channel




Dual Point Lock (standard)

## 332 & 312 COLOR OPTIONS\*\*

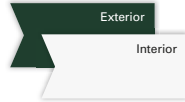
White



Almond




Hunter Green



Dark Chocolate



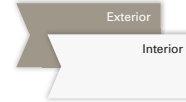
Terratone



Brick Red



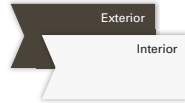
Clay




Gray




Bronze




Tan




Light Oak



Dark Oak



Cherry



\*\* Printing process may affect color shown. Please refer to actual window sample when selecting colors.

## GLASS OPTIONS

### Low-E Coated Glass

Choose Low-E for the most effective, insulating solar control glass available. Its special, double layer of silver coating dramatically limits the sun's penetrating heat during the summer by reflecting long-wave heat energy. During cold winter months, Low-E maintains your home's warm, comfortable indoor temperature by permitting short-wave heat energy to enter, while keeping cold temperature out.



### Low-E Glass with Argon Gas

Argon gas works like an insulating blanket between two panes of glass to further improve thermal efficiency and decrease outside sound levels.



### Ultra Low-E glass with Argon Gas

Windows with this optional glass treatment offer superior thermal performance by combining three layers of silver coating with the insulating power of argon. This glass option is designed to meet stringent energy code criteria anywhere low thermal numbers are desired.



## ALSO AVAILABLE:

- Heavy Duty Screen\* available on 312
- Brushed Nickel or Brass Handle

## GRID OPTIONS Note: SDL grid only available on 332 and 312.

Our between-the-panes and raised simulated divided lite (SDL) grid options provide the classic window appearance homeowners seek and make cleaning simple. Available patterns range from Colonial to Diamond to Prairie and enhance the cosmetic appeal of any home. Choose your pattern from these styles:



1-1/2" Simulated Divided Lite (SDL)



3/8" Flat Grid



3/4" Flat Grid



5/8" Contoured Grid



1" Contoured Grid

## How does Low-E glass actually help in the home?



In the summer, Low-E glass reduces heat gain from the sun to help keep homes cooler.



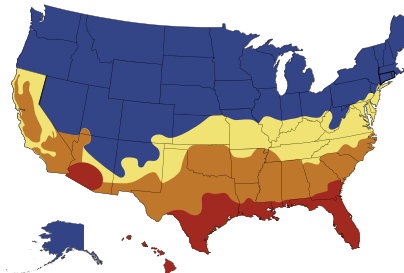
In the winter, Low-E glass lets the warm, solar rays in while blocking the heat in the home from getting out.

## Energy smart options

Norandex windows and doors are engineered with state-of-the-art glass technology to give you outstanding thermal efficiency. With a full range of glass options and special insulated spacers, we have a glass package to fit any climate need or budget.

### Energy Star Climate Zone Map

- Northern Climate Zone
- North/Central Climate Zone
- South/Central Climate Zone
- Southern Climate Zone



### Criteria for patio doors

Glazing Level	U-Factor	SHGC
Opaque	≤ 0.17	≤ 0.25
≤ 1/2 Lite:	≤ 0.25	≤ 0.25
> 1/2 Lite:	≤ 0.30	Northern: ≤ 0.40
		North/Central: ≤ 0.40
		South/Central: ≤ 0.25
		Southern: ≤ 0.25
Air Leakage Rating for Sliding Doors: ≤ 0.3 cfm/ft <sup>2</sup>		

**eXtreme has Energy Star packages specifically engineered for each region of the country.**

©ENERGY STAR is a registered trademark of the U.S. Department of Energy. Please refer to each product's NFRC ratings to verify performance.



COMPLEMENT YOUR NEW WINDOWS  
WITH OTHER PRODUCTS FROM NORANDEX



Siding

Your home deserves the best. That's why, in addition to windows, Norandex offers other top quality products to beautify and protect your home. Whether it's entry doors, siding, soffit or trim, you can rest comfortably knowing you've finished your home with performance products that are among the best the industry has to offer.



Shapes



Doors



Soffit



Trim/Accessories

The ENERGY STAR name and logo are registered US marks and owned by the United States Govt.

\* Screens are not meant to restrain a child from falling through an open window.

\*\* Printing process may affect color shown. Please refer to actual window sample when selecting colors.

Manufacturer reserves the right to substitute components as necessary.

05-30-2016 supersedes 05-2016  
©2016 Norandex Printed in the U.S.A.



One ABC Parkway  
Beloit, Wisconsin 53511  
1-800-528-0942

[www.norandex.com](http://www.norandex.com)

Proudly Made in the USA. 